




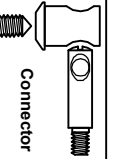





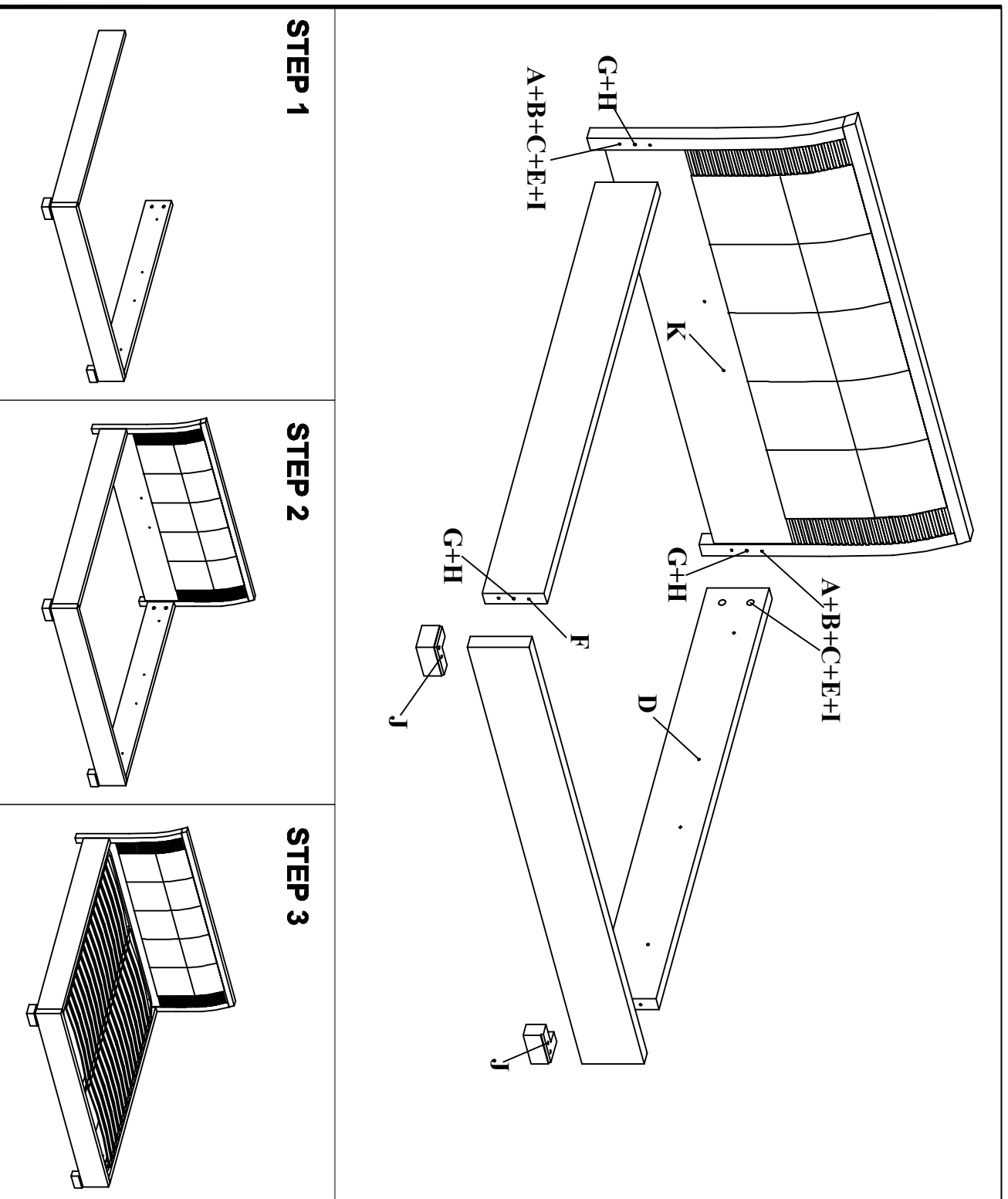


# FITTINGS

<b>A</b>		M8 x 110 Hexagon Head Screw	x4
<b>B</b>		∅ 17∅ 8x2 Washer	x4
<b>C</b>		M8 HALF ROUND NUTS	x4
<b>D</b>		M6 x 45+Screw	x10
<b>E</b>		Allen Key	x1
<b>F</b>		Connector	x4
<b>G</b>		GLUEWATER (50g)	x1
<b>H</b>		∅ 8x30 WOODEN DOWEL	x4
<b>I</b>		∅ 35mm	x4
<b>J</b>		M6 x 60+Screw	x4
<b>K</b>		M6 x 40+Screw	x2



**TITLE:**

**ASSEMBLY DRAWING:**

**ITEM:**

**6'BED(A1063-B)**

**SCALE:**

**N.T.S**

**DATE:**

**2007-7-19**

**DRAWING BY:**

**FLY**

**DRAWING NO:**