





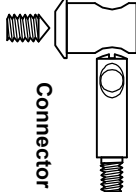

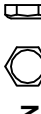

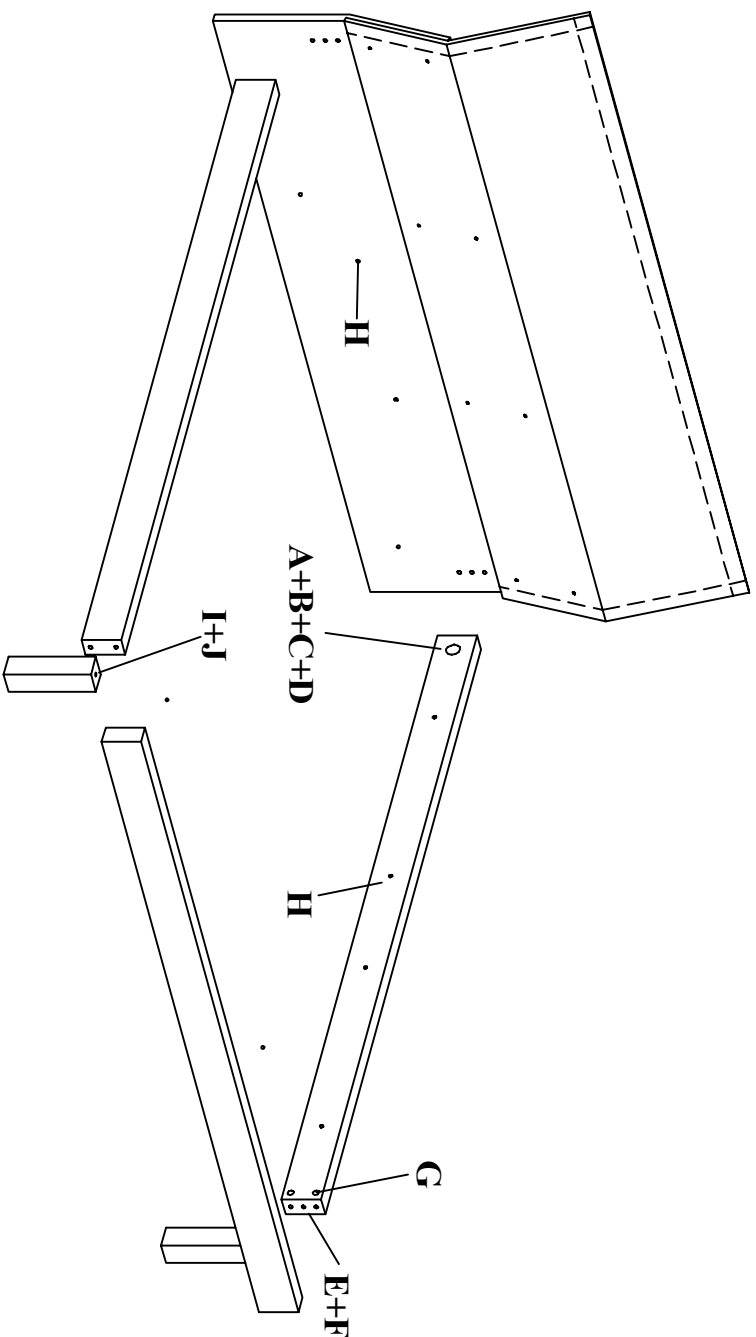


# FITTINGS

<b>A</b>	 M8 x 75 Hexagon Head Screw	x2
<b>B</b>	 $\phi$ 22 $\phi$ 8x2 Washer	x2
<b>C</b>	 M8 HALF ROUND NUTS	x2
<b>D</b>	 Allen Key	x1
<b>E</b>	 $\phi$ 8x30 WOODEN DOWEL	x6
<b>F</b>	 GLUE WATER(50g)	x1
<b>G</b>	 Connector	x4
<b>H</b>	 M6 x 45 + Screw	x12
<b>I</b>	 Nut(m8)	x2
<b>J</b>	 Spanner (13mm)	x1



**TITLE:** ASSEMBLY DRAWING:

**ITEM:** HEIDI 6'BED (A1042-B)

**SCALE:** N.T.S

**DATE:** 2005-5-26

**DRAWING BY:** LQYTF5VE

**DRAWING NO:**